









# ENGLISH EXAM

## LISTENING



Name: _____ Surname: _____ N <sup>ber</sup> : _____ Grade/Class: _____	
Assessment: _____	Date: _____
 <input type="checkbox"/>  <input type="checkbox"/>  <input type="checkbox"/>  <input type="checkbox"/>  <input type="checkbox"/>	Teacher's signature: _____ Parent's signature: _____

### 1) Listen and colour.



### 2) Listen and link.



•

Tom



•

James



•

Peter



# ENGLISH EXAM

## LISTENING

### TRANSCRIPT

#### EXERCISE 1

##### **One**

Teacher – Look at the picture. There is a pair of jeans. Can you see the jeans?

Mary – Yes, I can.

Teacher – Colour the jeans grey.

Mary – Pardon?

Teacher – Colour the jeans grey.

Mary – OK.

##### **Two**

Teacher – Look at the jumper.

Mary – Can I colour it?

Teacher – Yes. Colour the jumper orange!

Mary – Of course.

##### **Three**

Teacher – Now colour the shoes.

Mary – What colour?

Teacher – Brown.

Mary – Ok. Brown shoes.

##### **Four**

Teacher – Can you see the jacket?

Mary – Yes.

Teacher – Colour the jacket red.

Mary – Ok, a red jacket. I love red!

##### **Five**

Mary – Can I colour the socks?

Teacher – Yes. Just one. Colour one sock in yellow.

Mary – One sock yellow!

#### EXERCISE 2

- 1) Peter is wearing blue trousers, a jumper, a red jacket and shoes.
- 2) James is wearing a green jumper, blue trousers and shoes.
- 3) Look, Tom is sleepy, he is wearing his blue pyjamas.



# ENGLISH EXAM

## LISTENING

### ANSWER KEY

#### EXERCISE 1

- 1) Jeans – grey
- 2) jumper – orange
- 3) shoes – brown
- 4) jacket – red
- 5) socks – yellow

#### EXERCISE 2

1<sup>st</sup> boy – James / 2<sup>nd</sup> boy – Peter / 3<sup>rd</sup> boy – Tom